



Site Survey – Quote Request

1. Client Information

Company Name: _____
 Company Address: _____
 Contact Name: _____
 Phone: _____ Email: _____

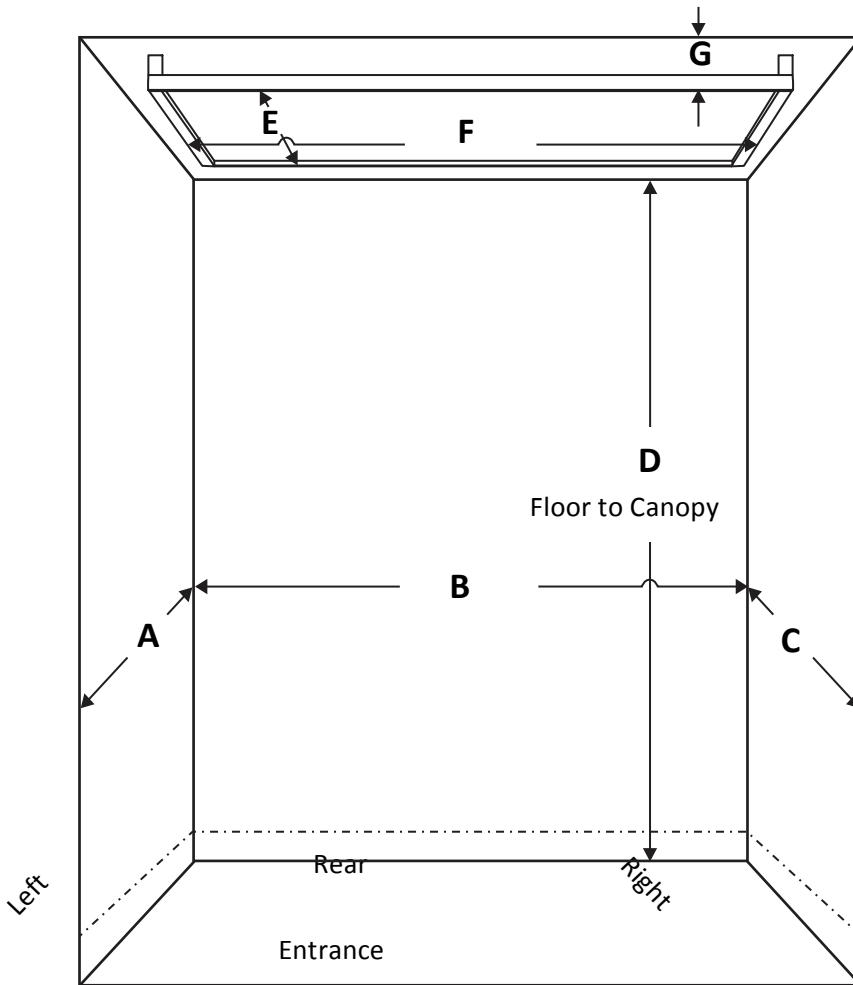
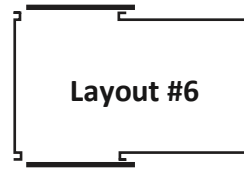
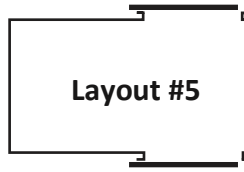
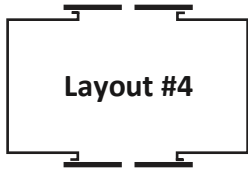
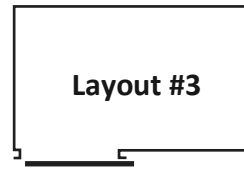
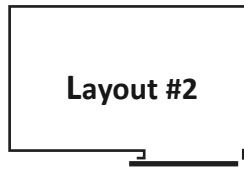
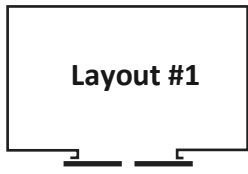
2. Site Information

Site Address: _____
 Project Number: _____ Quote Version: _____
 Cab Number: _____ Panel Orientation: ___ Vertical ___ Horizontal

Capacity	Handrails	Wall Panels	Canopy / Ceilings
___ 2,000 lbs.	___ Rear Wall	___ Stainless Steel ___ Walls	___ Eclipse
___ 2,500 lbs.	___ Side Wall	___ Other Metals ___ Walls	___ Provident
___ 3,000 lbs.	___ 1.5" Round	___ Laminate ___ Walls	___ Transcend
___ 3,500 lbs.	___ 2" Flat	___ Glass, Etching ___ Walls	Other:
___ 4,500 lbs.	___ 2" Round	___ Mirrors ___ Walls	
___ 5,000 lbs.	___ 3" Flat	Other:	
Other:	___ 4" Flat	Reference Model:	
	___ 6" Flat		
Custom / Variation:	___ Bumpers ___ Size	Custom / Variation:	
	Other:		
	Custom / Variation:		Hatch/Exhaust Fan Location:
			Custom / Variation:

3. Cab Construction, Layout and Dimensions

Please indicate which drawing matches your cab layout.



	Dimension
A	
B	
C	
D	
E	
F	
G	

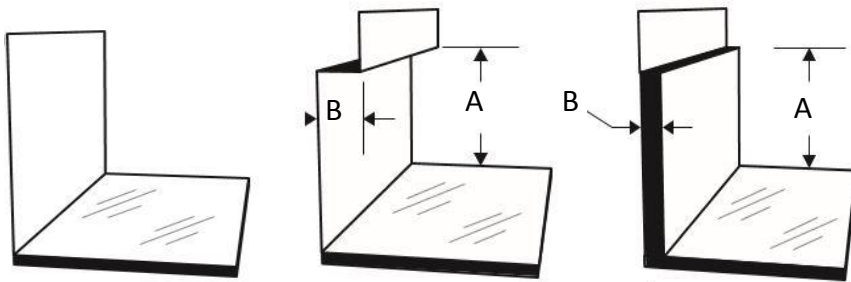
Note:

- Required dimensions are shell to shell (i.e.: with panels removed)
- Dimensions E, F and G required only if suspended ceiling is to remain.
- Dimension D is floor to Canopy

4. Comments

5. Kick Plate Profile

Please circle the kick plate that matches the one in your cab, with the panels removed, and fill in the dimensions.

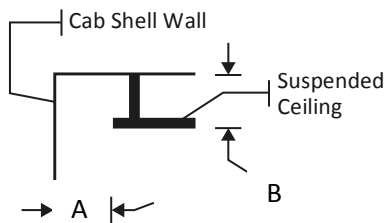


Dimensions	
A	
B	

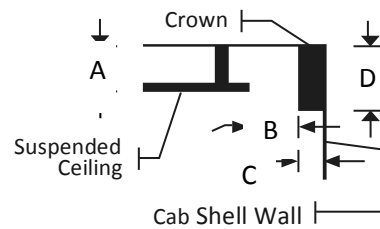
6. Ceiling Profile

Please circle the ceiling profile that best matches the one in your cab and fill in the dimensions.

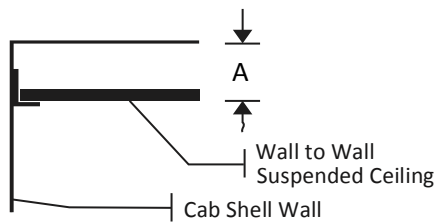
Suspended Ceiling



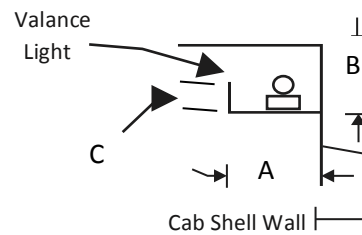
Perimeter Crown & Suspended Ceiling



Wall to Wall Suspended Ceiling



Light Valance (no false ceiling)

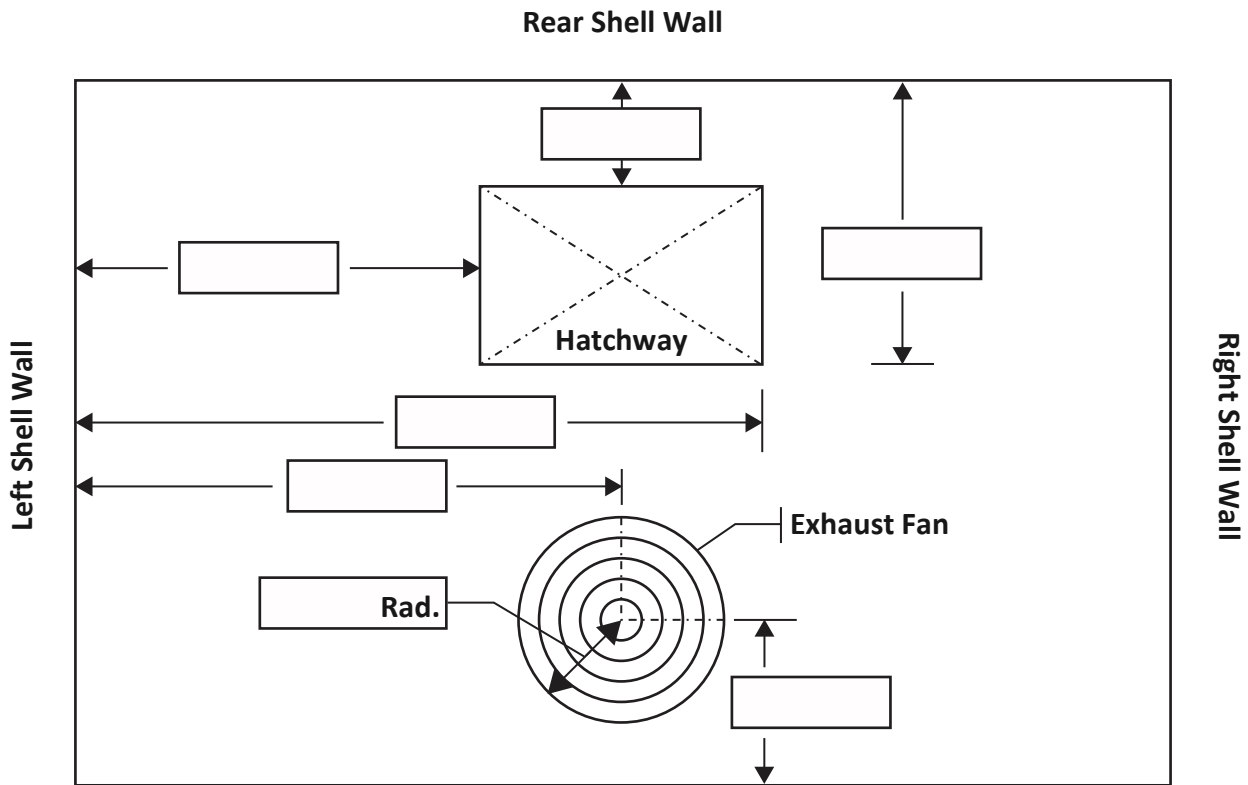


Dimensions (please fill in the applicable dimensions for the above indicated ceiling type)				
	Entrance Wall	Left Side Wall	Right Side Wall	Rear Wall
A				
B				
C				
D				

7.

Cab Canopy

Please record the dimensions in the boxes on the ceiling plan. Fill this section in only if a new false ceiling is required.



8. Pictures: For best results, please include photos of:

- Rear Corners
 - Left Hand Side Top
 - Right Hand Side Top
- Front Corners
 - Left Hand Side Bottom
 - Right Hand Side Bottom
- Floor at Sill
- Ceiling at Hatch
- Any Other Details that you think will add clarity